



SMILE N CARE FOUNDATION

"TOGETHER WE CARE, TOGETHER WE SMILE"

REG NO- 2025/4/IV/557
PAN NO- ABLTS3460N
Unique ID: DL/2025/0572597
www.smilencare.org
info@smilencare.org



PATIENT DETAILS

NAME	BABY SAKSHI
FATHER NAME	MR AMIT
DATE OF BRITH / AGE	05 -YEAR-OLD / 20-07-2019
SEX	FEMALE
DISEASE	BLOOD CANCER & EYE CANCER
HOSPITAL	AIIMS, HOSPITAL
ADDRESS	JHABUWA RODE, BAWAL REWARI, HARYANA-123501, INDIA
U.H.I.D NO	105437866
DEPARTMENT/ DIAGNOSIS	R.P CENTER/ NEURO OPHTH.
EST TREATMENT COST	4,23,000/-

Join us in making a difference! Smile N Care Foundation is reaching out to support underprivileged children in need. Your contribution, big or small, can bring hope and happiness to their lives. Together, let's ensure no child is left behind. Today to be a part of this noble mission.

डा० राजेन्द्र प्रसाद नेत्र विज्ञान केन्द्र
Dr. Rajendra Prasad Centre for Ophthalmic Sciences
New Delhi-110029

OCULAR MOTILITY AND AMBLYOPIA CLINIC

Phone: 011-26110000
 Fax: 20250050072084
 Clinic No. 2025 NCM 025
 NAKSHI
 D-15 AMU

Room No. 25B
 Squint and Orthoptic
 Office Dr. Nagesh Chandra
 Date: 12/12/2023

Address: RAJENDRA PRASAD MARG, NEW DELHI
 Mobile: 9911100007



CLINIC NO. _____
 ORTHOPTIC NO. _____
 C.R.O.P.D. NO. _____
 Occupation _____

DIAGNOSIS

RDS

PRESENTING SYMPTOMS

outward deviation of eye, Double vision noticed @ eye.

AGE OF ONSET

DATE OF BIRTH

DURATION

INTERMITTENT/CONSTANT

PROBABLE CAUSE

FAMILY HISTORY

2-9 months

Not known

PREVIOUS TREATMENT

1. Optical Glasses 2.5-3 monthly.
Prism
C.L.
2. Occlusion-Conv-Inverse Nil.
3. Orthoptic
4. Operative
5. Miotics
6. Pleoptics

VISUAL ACUITY

R.E. L.E.
 (Without glasses)

Distance (Unaided)

With glasses with Pinhole

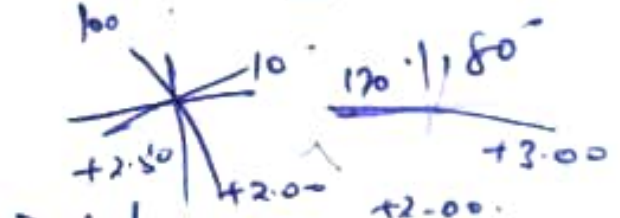
Angular

Near

6/24
6/12
24/amb

RETINOSCOPY

R.E. L.E.



Power of glasses

R.E. $+0.50 \times 100$

L.E. $+1.00 \times 80$

Ant. Segment

Fundus

Fixation

R. L.



दिनांक - Date

उपचार - Treatment

FU in Next OPD

for Contrast vision { BE - 1.25

Labour vision { - Cannot be cured

Neurophthal clinic date opinion.

BE disc follow & k/c/o ALL (BALL)

Hand 10
Hemang

Adv.

1. CEMRI → orbit
to R/O Infiltration

Duma
Srinivas

X/W & reports

in Room 22

#7 NOC. -


Wed/Fri @ 4pm

नेत्र ईश्वरीय सर्वश्रेष्ठ उपहार है जिनका मनुष्य जीवित में दान करना परमश्रेष्ठ है।

इनकी पूर्ण रक्षा कीजिए ताकि वे आपकी रक्षा कर सकें।

Eyes are God's most precious gift to man kind and eye donation is the most noble deed.

Take full care of them so that they can take care of you.



with chemotherapy

Hb \rightarrow 11.2 g/dl

Sharma
SR. unit 15

13/1/2025 \rightarrow Rf \downarrow 40 y. w \rightarrow Rf

13/1/2025

Please do it today

Rf \downarrow 40

Rs = 4200

10' clock

Rs = 4200

4. 1/2

+ 2.5000

+ 2.2000

+ 3.20

+ 3.20

90

85

Pat Friday

10:00

नेत्र ईश्वरीय सर्वश्रेष्ठ उपहार है जिसका अनुपम जीवन में दान करना परमश्रेष्ठ है।
इनकी पूर्ण रक्षा कीजिए ताकि वे अपनी रक्षा कर सकें।

Eyes are God's most precious gift to man and eye donation is the most noble deed.
Take full care of them so that they can take care of you.

Ay (R) + 0.7500

+ 0.1100

x 90 - 6/12

(E)

(L) + 0.1100

+ 0.1100

x 85 - 1/94



0 (E-8)

LD: Refraction L HA 2%

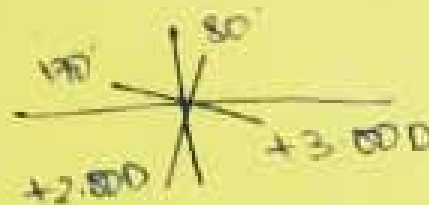
Sunna
BR units

Polycarbonate
glasses

3. 25/36 Squint
Wakeup

07/10/25

Dilate ME
JHA of (PAU)



LD: em

34/10/25

Accup (+0.50 x 100 6/12
 +1.00 x 80 6/12)


ALCOR 011/19 (OU) → PINT (E₄)
 (Picture chart)

नेत्र इंसानीय सर्वश्रेष्ठ उपहार है जिनका मनुष्य जीवित में दान करना परमश्रेष्ठ है।

इनकी पूर्ण रक्षा लीजिए ताकि वे आपकी रक्षा कर सकें।

Eyes are God's most precious gift to man kind and eye donation is the most noble deed.

Take full care of them so that they can take care of you.



डा० राजेन्द्र प्रसाद ने
Dr. Rajendra Prasad Centre for
New Delhi-1

OCCULAR MOTILITY AND
R. P. Centre (Eye Centre)

UHID: 105437866
Dept. No.: 20250050072084
Clinic. No.: 2025/SOC/7925
SAKSHI .
D/O: AMIT 6Y/F

Date: 29/12/2025

General
₹0

Squint and Orthoptic
clinic-Dr. Squint . & 25B

Unit-V MON, TUE, WED, THU, FRI, SAT

Room No.: 25B

Address: BAWAL, REWARJ, HARYANA, INDIA
Mobile: 9992116093



DIAGNOSIS

PRESENTING SYMPTOMS

9 (00), outward dev. & Double distance.

AGE OF ONSET

noticed @ 6yr.

DATE OF BIRTH

(B-ALL)

DURATION

9 months.



ब. रो. वि. कार्ड
O.P.D. Card



अनुभाग व दिन
Section and Day V
मंगलवार व शुक्रवार
Tuesday & Friday

कमरा नंबर
Cabin No.

डा. राजेन्द्र प्रसाद नेत्र विज्ञान केन्द्र
अ. मा. आयु. सं., नई दिल्ली-110029
Dr. Rajendra Prasad Centre for Ophthalmic Sciences
A.I.I.M.S., New Delhi-110029

यु.एच.आई.डी. संख्या 105427866
UHID No. आचार्य एम.एस. बजाज का एकक
Prof. M.S. Bajaj's Unit

रोगी का नाम Name of the Patient	पुत्र/पुत्री/पत्नी S/D/W	लिंग Sex	आयु Age	पता Address
Arshi		f	6	

दिनांक DATE	निदान DIAGNOSIS	उपचार Treatment
16/1/2022	Low	Rx +0.25es / +0.75sph x 90° - 6/7.5 +0.25es / +1.00sph x 85° - 6/7.5 for contact lens

कृपया इस कार्ड को सुरक्षित रखें तथा अस्पताल में दिखाने के समय हर वक्त साथ लायें।

Kindly keep this Card safely and bring it on your follow-up visits.

1. धूम्रपान निषेध 2. क्लिनिक कैंसल कुदवान में ही डालें 3. धूकिये नहीं
1. No Smoking 2. Use Dustbin 3. No Spitting



रूप रोग नि. कार्ड

UHID: 108902759

ABHA:

Dept No: 20260050010908

/ SUMAN

HARYANA, INDIA

161 General Rs 0

संख्या / Queue 18

कमरा / Room: 36E

Unit-VI
RPC OPD

Dr. SR/JR - VI II.36B

WED, SAT

बुध, शनि



Registration time:
28/01/2026 0:48:49 AM

अनुभाग व दिन
Section and Day VI
बुधवार व शनिवार
Wednesday & Saturday

कमरा नंबर
Cabin No.

श का एकक
/enkatesh's Unit

of the Patient

S/D/W

लिंग
Sex

आयु
Age

पता
Address

F

33

निदान

DIAGNOSIS

(R/E) Acc. Asthenopia

उपचार Treatment

DO → DOV (R/E) and sticky ds x 2m

OE → (R/E) AS - WNL

Rx

→ Eild. Befudrops (2) x 2week (R/E)

→ Eild. EcotearsHA (3) (R/E)

→ Tab Neurokind OD x 2week

warm compress (2)

Dr. Piyush Adchitre

Junior Resident

Dr. R.P. Centre, AIIMS New Delhi

इस कार्ड को सुरक्षित रखें तथा अस्पताल में दिखाने के समय हर वक्त साथ लायें।

Kindly keep this Card safely and bring it on your follow-up visits.

- धूम्रपान निषेध 2. कूड़ा कर्कट केवल कूड़ेदान में ही डालें 3. थूकिये नहीं
No Smoking 2. Use Dustbin 3. No Spitting



ACU

उपचार / Treatment

MPX 18mg

OK

~~one~~
~~Ref to AP Center~~

~~Dr. Acharya~~

CBC - [Nov
Feb
May]

- Local Dr
to SC

Fr with CBC on
5/8/2026

[Handwritten Signature]

दान-जीवन का बहुमूल्य उपहार / ORGAN DONATION-A GIFT OF LIFE
JIMS, 26588360, 26593444, www.orbo.org Helpline-1060 (24 hrs.service)
; लिए धर्मशाला की सुविधा उपलब्ध है / Dharamshala facility is available for outstation patie



Name : SHAKSHI 6Y/F
MRN : 22853
Referred By : DR RACHNA MEEL

Sex / Age : F / 6Y
Modality : MR
Study Date : 29/9/2025, 12:28:03 pm

CONTRAST MRI: ORBIT

Protocol:

Multiplanar multiecho contrast enhanced MRI examination of the brain and orbits was performed on 3T scanner.

Clinical profile: known case of B-ALL.

Findings:

Bilateral eyeballs appear normal. Bilateral lacrimal glands appear normal in signal intensity and enhancement. The optic nerves are of normal caliber and signal and do not show any abnormal enhancement. The optic chiasm is unremarkable.

The cavernous sinuses do not show an abnormal soft tissue within and show normal enhancement.

The extra-ocular muscles are unremarkable. No focal enhancing mass lesion.

No inflammatory changes are noted in the intraconal fat.

Screening of brain does not reveal any significant abnormality in neuroparenchyma.

Impression:

No significant abnormality seen in bilateral orbits.

No focal mass lesion.



Dr. Jamila fani
MD RADIODIAGNOSIS
Reg no- MMC-20180100007/
RENEW 202260795



THIS REPORT AND FILM(S) ARE NOT VALID FOR MEDICAL-LEGAL PURPOSE Page 1 of 1

ALL FINDINGS SHOULD BE CORRELATED WITH CLINICAL, LAB. FINDINGS & PREVIOUS REPORT IF ANY.

(NOT VALID FOR MEDICO-LEGAL USE)
Concern of: Tanaja Health Services Pvt Ltd.

ब. रो. वि. कार्ड
O.P.D. Card



अनुभाग व दिन
Section and Day
मंगलवार व शुक्रवार
Tuesday & Friday

V

कमरा नंबर
Cabin No.



UHID: 105437866
ABHA
Dept No: 20250050072064

संख्या / Queue 25
कमरा / Room: 32
Unit-V
OPD OPD

SAKSHI

D/O AMIT
FY 1M 1D / F
TAWAL REWARI HARYANA INDIA
Job: 2002118793 General Rs 0
New Patient

3- Rachi a Meel

THE PFI
रंग प्रकृत



Registration time:
20/06/2025 10:23:04 AM

का एकक
Unit

आयु
Age

पता
Address

दिनांक DATE	निदान DIAGNOSIS	उपचार Treatment
<p>Val 6/12 20/15 20/16 Ward 1B</p>	<p>(R) RAPD Dilats < B2 PRC No w/o RT</p>	<p>k/w/o B-ALL - Complete treatment New onset squint - 2-3mo (X) Exotropia glow (+) media clear. CDR - 0.4:1 (BE) or Dix pallor (+) NRR pale. FR (+)</p>

कृपया इस कार्ड को सुरक्षित रखें तथा अस्पताल में दिखाने के समय हर वक्त साथ लायें।

Kindly keep this Card safely and bring it on your follow-up visits.

- धूम्रपान निषेध
- कूड़ा कर्कट केवल कूड़ेदान में ही डालें
- थूकिये नहीं

1. No Smoking

2. Use Dustbin

3. No Spitting



ब. रो. वि. कार्ड
O.P.D. Card



अनुभाग व दिन
Section and Day
मंगलवार व शुक्रवार
Tuesday & Friday

कमरा नंबर
Cabin No.

R. P. Centre (Eye Centre)

UTCI: 100437866
Dept. No. 20250050072084
Clinic. No.: 00
SAKSHI
D.O: AMIT

Date: 01/10/2021
Neuro Ophth. Dr. SR. J.R.
NOC V. R. 22

Room No. 12

Address: BAWAL, REWARI, HARYANA, INDIA
Mobile: 9992118093

500/7925/25

राज का एकक
Unit 25B

आयु
Age

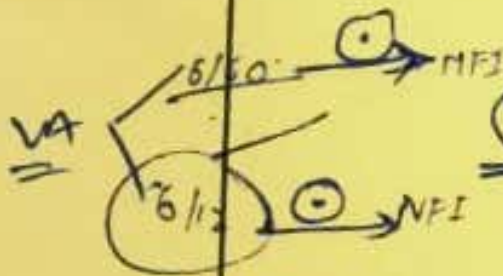
पता
Address

दिनांक DATE	निदान DIAGNOSIS
----------------	--------------------

उपचार Treatment

01/10/25

KICLO ALL [B-ALL]



B/L temporal pallor out.

contrast outside MRI s/o unequivocal enhancement
No worse infiltration

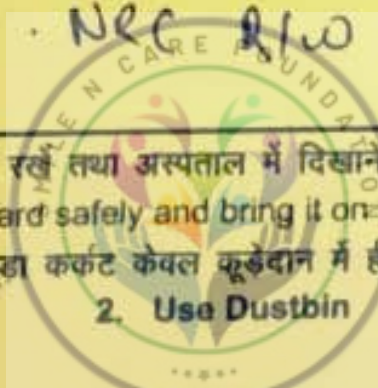
Be) Temporal
pallor
out

Adv. 1. NRC R/O / 53/ 11am

कृपया इस कार्ड को सुरक्षित रखें तथा अस्पताल में दिखाने के समय हर वक्त साथ लाएं।

Kindly keep this Card safely and bring it on your follow-up visits.

- धूम्रपान निषेध 1. No Smoking
- कूड़ा कर्कट केवल कूड़ेदान में ही डालें 2. Use Dustbin
- थूकिये नहीं 3. No Spitting



FOLLOW UP

optical


 UHID: 105437866
 ABHA:
 Dept No: 20250060072084
 Clinic No: 0025/SOC/7926
 SAKSHI
 D/O AMIT
 5Y 11M 9D / F
 BAWAL REWARI HARYANA INDIA
 Mob: 9992116093
 Follow Up Patient
 General Rs 0
 MON TUE WED THU F
 Registration time:
 28/04/2026 09:37:05 A

Magolini S.G. Test	L.R. Glass	RANGE OF FUSION	S.V.	A

Sub + follow up

28 APR 2026

Birth history

WNL

glasses

(29/9/25)

CEMRI Brain + orbit
↳ WNL.

DVn 6/18

6/9


*

*

TNO - w

but ref. done on 13/01/26

Rechart



IDS E (2) 100A

Kelo B-ALL

EE

temporal

glasses



Adv Refraction

Receiving Consultant opinion

ब. रो. वि. कार्ड
O.P.D. Card



अनुभाग व दिन
Section and Day
मंगलवार व बुधवार
Tuesday & Friday

कमरा नंबर
Cabin No.

UHID: 105437866
ABHA
Dept No: 20250058072584

1888 / Queue: 25
कमरा / Room: 32
Unit-V
REC OPD

SAKSHI
Rachakalpa

DR. AMIT
PH. 1M 1D 1F
KHALI REWARI HARYANA INDIA

Tab: 9892115063 General Rs 0
New Patient

REGISTRATION TIME: 20/06/2025 - 10:23:04 AM

का एकक
Unit

आयु
Age

पता
Address

दिनांक DATE	निदान DIAGNOSIS	उपचार Treatment
Val 6/12 20/6/25	15 16	<p>Complete treatment</p> <p>New onset Squint - 2-3 mo</p> <p>(X) Exotropia</p>
	<p>(L) RAPD</p> <p>Dilat < R2</p> <p>PRC</p> <p>No k/o RT.</p>	<p>glow (+) media clear.</p> <p>CDR - 0.4:1</p> <p>(BE) as Dix pallor (+)</p> <p>NER pale.</p> <p>FR (+)</p>

Ward 15



कृपया इस कार्ड को सुरक्षित रखें तथा अस्पताल में दिखाने के समय हर वक्त साथ लायें।
Kindly keep this Card safely and bring it with you for your follow-up visits.

1. धूमपान निषेध 2. कहीं कहीं कबल कूड़ादान में ही डालें 3. थूकिये नहीं
1. No Smoking 2. Use Dustbin 3. No Spitting

दिनांक - Date

उपचार - Treatment

FU in Next OPD

for Contrast vision $\left\{ \begin{array}{l} \text{BE} - 1.25 \end{array} \right.$

Colour vision $\left\{ \begin{array}{l} \text{---} \\ \text{---} \end{array} \right.$ - Cannot be assessed

(#7) Neurophthal clinic date opinion.

- BE disc pallor is K/O ALL (BALL)

Adv.

1. CEMRI \rightarrow orbit
to R/O Infiltration

Dina
SR.mits

R/W \bar{c} reports

(#7) NOC. -

in Room 22


Wed/Fri @ 2pm

नेत्र ईश्वरीय सर्वश्रेष्ठ उपहार है जिनका मनुष्य जीवन में दान करना परमश्रेष्ठ है।

इनकी पूर्ण रक्षा कीजिए ताकि ये आपकी रक्षा कर सकें।

Eyes are God's most precious gift to man and eye donation is the most noble deed.

Take full care of them so that they can take care of you.





भारत सरकार

Government of India



सुमन


Suman

जन्म तिथि/DOB: 26/06/1997

महिला/ FEMALE

8746 2288 7651

VID: 9151269562818394



मेरा आधार, मेरी पहचान



भारत सरकार

GOVERNMENT OF INDIA



Issue Date: 19/05/2023



Sakshi

जन्म तिथि / DOB: 20/07/2019

महिला / FEMALE

6128 8785 7563

VID : 9165 6100 2230 4862

मेरा आधार, मेरी पहचान



सत्यमेव जयते


भारतीय विशिष्ट पहचान प्राधिकरण
UNIQUE IDENTIFICATION AUTHORITY OF INDIA



Download Date: 04/08/2023

Address:

C/O: Amit, Jhabuwa Road, Bawal,
Rewari, Haryana - 123501



6128 8785 7563
VID : 9165 6100 2230 4862



1947



help@uidai.gov.in



www.uidai.gov.in

FU in Next OPD

for Contrast vision { BE - 1.25

Colour vision { - Cannot be assessed

#7 Neurophthal clinic date opinion.

- BE disc pallor is K/O ALL (B-ALL)

#20
Hany
Ward III

Adv.

1. CEMRI → Obst
to R/O Infiltration

Duna
SR miles

X/W is reports

in Room 22

#7 NOC. -

Wed/Fri @ 2pm

नेत्र ईश्वरीय सर्वश्रेष्ठ उपहार है जिनका मनुष्य जीवित में दान करना परमश्रेष्ठ है।

इनकी पूर्ण रक्षा कीजिए ताकि ये आपकी रक्षा कर सकें।

Eyes are God's most precious gift to man kind and eye donation is the most noble deed.

Take full care of them so that they can take care of you.



7/3/24

T. Argentino Duo (7/3/24)
375mg x 1wk

Jaume Ray

8/5/24

CBC - (N)

Off to x 3mo
No fresh issued.

Adv

F/U 7/8/24

=

CBC UPT/KFT

TF1, FBS, HbA1c

VAD, PTH, Lipid Profile

aiims-CCSP2020@gmail.com

2D Echo

7/8/24

Off x 6mo

OK

CBC - 3 months

with CBC on

6/8/24

Jaume Ray



cut - 153'8
wt - 98.6



ब. रो. वि. कार्ड
O.P.D. Card



UHID: 105437866
ABHA:
Dept No: 20250050072084

एम्बेड / Queue 25
कमरा / Room: 32
Unit-V
R.P.C OPD

SAKSHI

Dr. Rashmi Meel

D/O AMIT
RY 1M 1D / F
TANUJ REWARI HARYANA INDIA

रि.स. फ.सि.
(र.स.स.स.)

Job: 0002115793 General Rs. 0
New Patient



Registration time:
20/06/2025 10:23:04 AM

दिनांक
DATE

निदान
DIAGNOSIS

उपचार Treat

Val ^{CF @ 3}
6/12

klclo B-ALL - 6

New onset

20/6/25
15/16/25
Immunity

① RADD

Dilats < B2

glow @

CD

(BE)

PRC

No W/O RT.

Hand 13

कृपया इस कार्ड को सुरक्षित रखें तब अस्पताल में दि
Kindly keep this Card safely and bring it

- धूम्रपान निषेध 2 कूड़ा कार्ड कोवल कूड़ेदान
1. No Smoking 2. Use Dustbin.

Your UHID is : 105437866
Your Clinic Number is : 00

Kindly report to ground floor OPD counter (1 to 8) in R.P. Centre (Dr. Rajender Prasad Centre for Ophthalmic Sciences) for check-in as per date and reporting time mentioned in your appointment.

Doctor may not be available. However you may be seen by some of the doctors in the department.

MISS SAKSHI	Appointment No	2025062106932
Sex Female	Age	6 years 1 month 2 days
Contact Mobile Details XXXXXXXX093	Request Mode	counter
Queue No F16		

Remarks:

Department Name: R. P. Centre (Eye Centre)/Neuro Opth.

Appointment Date: 01/10/2025
Reporting Time: 12.30 PM

Doctor Name	Dr. SRJR NOC -V- R.22	Appointment Request date	21/06/2025
Name of Patient			

अखिल भारतीय
आयुर्विज्ञान संस्थान,
नई दिल्ली
ALL INDIA
INSTITUTE OF
MEDICAL
SCIENCES (AIIMS)

New Delhi, India
निपुक्ति पत्र
APPOINTMENT SLIP



Done By: Ms Kavita Upreb (Follow-up) General ₹ 0.0



DR. B.R.A. IRCH, AIIMS, NEW DELHI

Reg. Date-17/01/2024

अखिल भारतीय
A. I. M. S. H
नाम

IRCH No. 256678
Clinic Paed. Lymphoma Leukemia Clinic
Deptt. MEDICAL ONCOLOGY
General

Clinic No. 2024/21301



UHID-105437866

Name _____

नाम
Name SAKSHI .

एक्स-रे नम्बर

D/O- AMIT

Sex/Age F /5Y

X-Ray No. _____

Phone No. 9992116093

Room 13 (Shift Afternoon)

हस्पताल क्रम नं

Address BAWAL , REWARI , HARYANA, INDIA

Hosp. C.R. No. _____

Paid Online

एक्सरे जांच के लिए अंग

Examination Required _____

चिकित्सक की जांच रिपोर्ट :

Clinical Information :

Abd Rx

B-ALL

21/1/25
at 9 AM
(62)

किसी दवा का बुरा प्रभाव

Any History of Allergy _____

अन्तिम माहवारी तिथि

LMP _____

कोई पुराने एक्स-रे

Any Previous X-Rays _____

कमरा नं.

Room No.

Si

हस्ताक्षर / Signat





डा. बी. आर. अम्बेडकर संस्थान रोटरी कैंसर अस्पताल
Dr. B.R. Ambedkar Institute Rotary Cancer Hospital
अ.भा.आ.सं अस्पताल / A.I.I.M.S. HOSPITAL

OPR-6

अस्पताल को :

अस्पताल को :

SES

DR. B.R.A. IRCH, ADMIN, NEW DELHI

एकक / Unit Prq 58/Dr

UHID: 105437866



विभाग / Dept.

IRCH No. 256678

General

No.

नाम / Name

नाम

Name SAKSHI.

दि / Date of Birth

D/O- AMIT

Sex/Age 1-5Y

Phone No. 9992116093

Address BAWAL, REWARI, HARYANA, INDIA

निदान / Diagnosis

B-ALL - Completed treatment

दिनांक / Date

उपचार / Treatment

11/6/2025

off treatment 11 months.

New onset squint - since 2-3 months @ eye.

Plan: Ref to R.P.C: (Dr. Rachana Meel maine)
Kindly opine regarding further management.

Signature

Ht- 117cm
Wt- 16.8kg



अंगदान-जीवन का बहुमूल्य उपहार / ORGAN DONATION - A GIFT OF LIFE

O.R.B.O., AIIMS, 26588360/26593444, www.orbo.org Helpline 1060 (24 hrs service)

बाहर से आने वाले रोगियों के लिए धर्मशाला की सुविधा उपलब्ध है / Dharamstala facility is available for outstation patients

no 100% stool ~ 100%

no vomiting a day

no fever & funny noise → 5 days back
(cafechol for last 5 days)

lady

Vitals stable

Plan

* ORS → 1 packet in 1L composition
ad lib.

* ~~Syp~~ Zinc (5ml/20mg) 5ml PO QD x

* Syp. Emetrol (5ml/25mg) 5ml PO QD x 3
flb 5

* Plenty of oral fluids

* Danger signs repleant, review SOS in
casualty.

Under
Review

pain abol. x 4 days.

- perineutrial, distally

- No vomiting/loose stools.

Stool soft; non tender
B&O

am.

Plan

- * Syp. Buscopan (5ml/1mg) 5ml PO SOS.
- * Plenty of oral fluid.
- * Review in peds casualty SOS.



अखिल भारतीय आयुर्विज्ञान संस्थान, नई दिल्ली-110029
 ALL INDIA INSTITUTE OF MEDICAL SCIENCES, NEW DELHI - 110029
 आपातकालीन विभाग

(REVISIT)



UHID No: 105437866

(DEPT. OF EMERGENCY MEDICINE)

आपातकालीन नं. (Emergency No): 2025/030/0056840

दिनांक DATE: 21/05/2025

समय TIME: 10:25:20 AM

NON-MLC

नाम NAME: MISS. SAKSHI .

उम्र AGE: 6 years 2 days

लिंग/SEX: F

D/O: AMB

ADDRESS:

घर का नम्बर H NO:

BAWAL.

सूची / स्ट्रीट STREET/MOH: REWARI

गाँव/ब्लॉक CITY/BLOCK:

पिन PIN:

राज्य STATE:

HARYANA

दूरभाष नं. PHONE NO:

मोबाइल नं. MOBILE NO:

9992116093

स्थान Location:

Paediatrics Emergency

बrought BY: Relative

Criticality: Red / Yellow / Green

Triage: Responsive/ Unresponsive HR /min BP mmHg RR /min SpO2 %
 Shifted to Paeds/ Main/ New Emergency

↓ med onco
 Presenting Complaints

4/0
 No/c/o vomiting
 ↓ oral intake
 [D-ALL - md survivor
 loose stool 7-8 episode/day
 = Nausea
] x Ide

Primary Assessment (ABCDE): Assessment Pentagon


<p>Airway</p> <p>Open & stable: Yes/No If No.....</p> <p>Breathing: RR ²⁸ /min Efforts: Normal/Poor/increased</p> <p>Auscultation: Air entry: Normal/poor/Differential</p> <p>Added sounds: None/Stridor/Wheeze/Crackles</p> <p>SpO2 on Room air... 98% on RA</p> <p>WT = 19.5 kg 16.70 kg</p>	<p>Circulation</p> <p>HR: 113/min</p> <p>CFT: ^{CB} sec</p> <p>BP: 113/78 mmHg</p> <p>Peripheral pulse: Poor/Good</p> <p>Central pulse: Poor/Good</p> <p>Skin temp: Warm/cool</p> <p>Others</p> <p>BAU survivor = AUE = no dehydration</p>	<p>Disability</p> <p>GCS: 15/15</p> <p>Pupil size: /min</p> <p>Pupillary Reactions: B/L reactive</p> <p>Motor activity: Normal & Symmetrical/ Asymmetrical/ Posturing/Flaccidity/Seizure</p> <p>Blood Sugar: mg/dl</p> <p>Exposure: Temp: / Colour: Normal/pallor/cyanosis/ mottled Any other skin lesions: /</p>
--	--	---

Diagnosis

IV cannula
 DC
 184
 47/184

Administer
 1 WHO ORS adlib + WHO ORS 200ml after each loose stool
 2 inj emset 2.5mg IV stat
 3 Pantop 20mg IV stat
 4 inj IVF - Dns @ 50ml/hr + inj KCl (1000)
 5 med. onco SR to review

12:20 PM



28 APR 2008


with history of

(29/9/05)
CEMRI Brain + orbit
→ WNL.

IOS @ 100A
Klo B - ALL

Adv constant wear of glasses
occlusion 4 hrs
Adv for G

Adv at home
supervisor
(100A)



Manifest & spontaneously
V pattern ⊕

Review in 2 months.

⇒ Review Consultant opinion

DV_u { 6/18
 { 6/9

1 glass

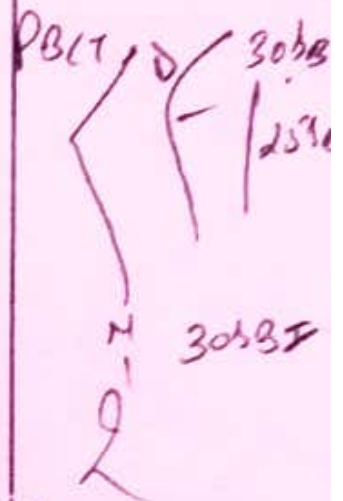
* *

THO - W

but ref. done on 13/01/06

Sub + follow up

Chart



Adv → ⊕ Refraction
↓ HA